



**Precise Analysis**

**Accurate Quantification**

**Advanced Design**

## **Fluo-200 / Fluo-800 Fluorometer**

**A New Generation of Smart Fluorometer**


## Fluo-200 / Fluo-800 Fluorometer

The new fluorometer Fluo-200 and Fluo-800 are used for high sensitivity quantitative analysis of DNA, RNA and protein.


Fluo-800 is available to do the fluorescence detecting for 8 samples in simultaneous. High precision detection method reduces the variation effectively. Easy and humanized software, intuitive user interface and rapid test method greatly shorten the testing time.

### » Feature

#### Fluo-200

- 
- A white, compact fluorometer with a 7-inch color touch screen. A circular inset shows a close-up of the sample well where a pipette tip is adding liquid.
- Simple and intuitive----7 inch color touch screen
  - Fast detection----fast & accurate quantification of DNA, RNA & protein in 5 s
  - Accurate quantification----high accuracy with only 1-20  $\mu\text{L}$  samples
  - High sensitivity----the lowest detection limit can be 0.1  $\text{pg}/\mu\text{L}$  (dsDNA)
  - Dual channel detection----adapt to more dyes
  - Stores results----up to 20000 programs can be stored
  - Data save----saves sample data as a CSV or PDF file
  - Data export----be exported directly to U disk, or connected to an external printer
  - Open reagent application----can match reagents from different manufacturers

#### Fluo-800

- 
- A white, compact fluorometer with a 7-inch color touch screen. A circular inset shows a close-up of the multi-well plate being loaded into the sample compartment.
- Simple and intuitive----7 inch color touch screen
  - High throughput----8 samples per run
  - Fast detection----8 samples can be detected in 6 s
  - Accurate quantification----high accuracy with only 1-20  $\mu\text{L}$  samples
  - High sensitivity----the lowest detection limit can be 1  $\text{pg}/\mu\text{L}$  (dsDNA)
  - Stores results----up to 20000 programs can be stored
  - Dual channel detection----adapt to more dyes
  - Data export----be exported directly to U disk, or connected to an external printer
  - Data save----saves sample data as a CSV or PDF file
  - Open reagent application----can match reagents from different manufacturers

## » Flexible Software



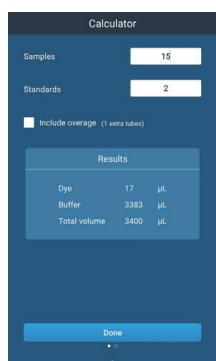
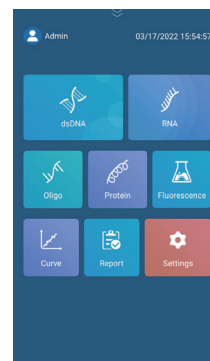
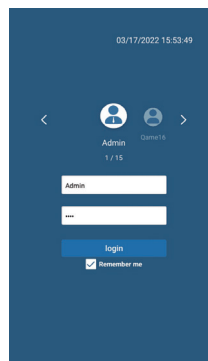
### User Authorization Management

User independent account and password to ensure program stability



### Intuitive Interface Display

Modular layout makes function display more intuitive



### Reagent Concentration Calculator

Quickly generate working solution preparation dosage, shorten reagent preparation time



### Sample Concentration Analysis

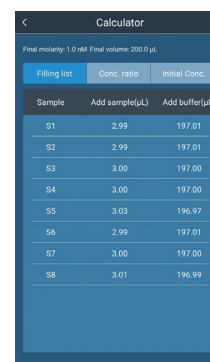
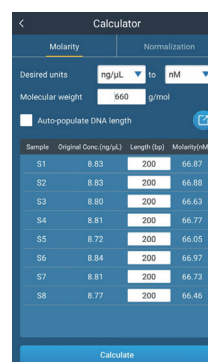
To use the calculator to show how the assay range changes. It can help to select the appropriate assay based on sample volume and estimated sample concentration for the most accurate quantification



### NGS Workflow Calculator

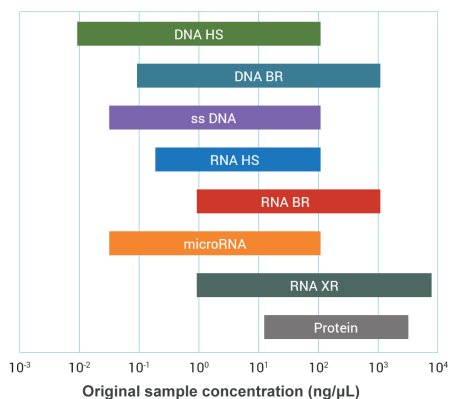
Use the molarity calculator to convert to molarity based on nucleic acid length and measured concentration.

Required weight, concentration, or molarity can be easily normalized via the normalization calculator, which replaces spreadsheet calculations for standard normalization during sequence library preparation

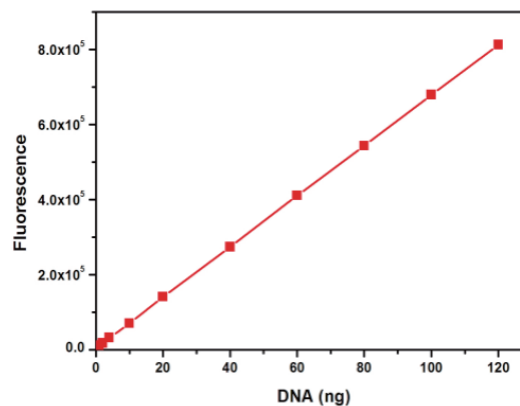


## » Performance Test

### ① Common samples and quantitative ranges



### ② Allsheng® High Sensitivity dsDNA Quantification Kit with linear quantitation range of 0.2–100 ng



## » Specification

Model	Fluo-200	Fluo-800
Light source	LED	LED
Excitation filter	Blue: 460±20 nm Red: 625±20 nm	Blue: 460±20 nm Red: 625±20 nm
Emission filter	Green: 525-570 nm (45 nm) Red: 670-725 nm (55 nm)	Green: 525-570 nm (45 nm) Red: 670-725 nm (55 nm)
Detector	Photodiode	Photodiode
Throughput	1	8
Sample tube type	0.5 mL PCR tube	0.2 mL tube strip
Linear	$r^2 \geq 0.995$	$r^2 \geq 0.995$
Linear range	5 orders of magnitude	4 orders of magnitude
Sensitivity (detection limit)	<0.1 pg/uL (dsDNA HS)	<1 pg/uL (dsDNA HS)
Measurement time	≤5 s/sample	≤6 s/8 samples
Input power	24 V 2 A	24 V 2 A
Operating voltage	100-240 V@50-60 Hz	100-240 V@50-60 Hz
External port	USB (Type A) ×2, USB (Type B) ×1, LAN ×1	USB (Type A) ×2, USB (Type B) ×1, LAN ×1
Display	7-inch touch screen	7-inch touch screen
Size (D×W×H)	286 mm×161 mm×61 mm	286 mm×161 mm×75 mm
Weight	1.5 kg	2 kg
Storage capacity	20000 programs	20000 programs

## » Ordering Information

Code	Product Description
AS-18050-00	Fluo-200 fluorometer (Blue & Red)
AS-18060-00	Fluo-800 fluorometer (Blue & Red)
RS-FL 0101-S	Allsheng® high sensitivity dsDNA quantification kit (100 assays)
RS-FL 0101-M	Allsheng® high sensitivity dsDNA quantification kit (200 assays)
RS-FL 0101-L	Allsheng® high sensitivity dsDNA quantification kit (1000 assays)
RS-FL 0102-S	Allsheng® wide range dsDNA quantification kit (100 assays)
RS-FL 0102-M	Allsheng® wide range dsDNA quantification kit (200 assays)
RS-FL 0102-L	Allsheng® wide range dsDNA quantification kit (1000 assays)

## HANGZHOU ALLSHENG INSTRUMENTS CO., LTD.

Building 9 No.7 of Zhuantang Science and Technology Economic Zone,  
Xihu District, Hangzhou City, 310024 Zhejiang, P.R. China

Tel: +86-571-88859758

Fax: +86-571-87205673

✉ info@allsheng.com

🌐 www.allsheng.com

